

Alaska Education Funding Bill Veto Polling

Prepared for:

Alaska AFL-CIO

Polling Conducted March 15, 2024



Alaska Education Funding Bill Veto Polling

n=604, m.o.e +/-4% statewide registered voters 3/15/24

METHODOLOGY

Background

The Alaska AFL-CIO contracted with Hays Research Group LLC to conduct this statewide poll of registered Alaskan voters to gather data on opinions related to the veto of the education funding bill by Governor Mike Dunleavy.

Survey Methodology & Sampling

This survey was fielded on March 15, 2024, and was completed in one day. The results were collected from a web-based survey which was conducted by Hays Research Group LLC using the Alaska Panel, a proprietary panel of research participants across the state of Alaska who have been verified and matched against information in the Alaska voter file, among other sources. Quotas were established to ensure representation of political parties matched actual party registration in the state of Alaska. Each participant was paid \$5 for completing the survey. The total sample size of this survey was n=604 Alaska residents. The probability is 29 out of 30, for the overall sample size, that if researchers had sought to interview every eligible household from the sample frame above by using the same questionnaire, the findings would differ from these overall survey results by no more than 4.0 percentage points in either direction. **Thus, the margin of error is +/-4.0% for the overall sample.**

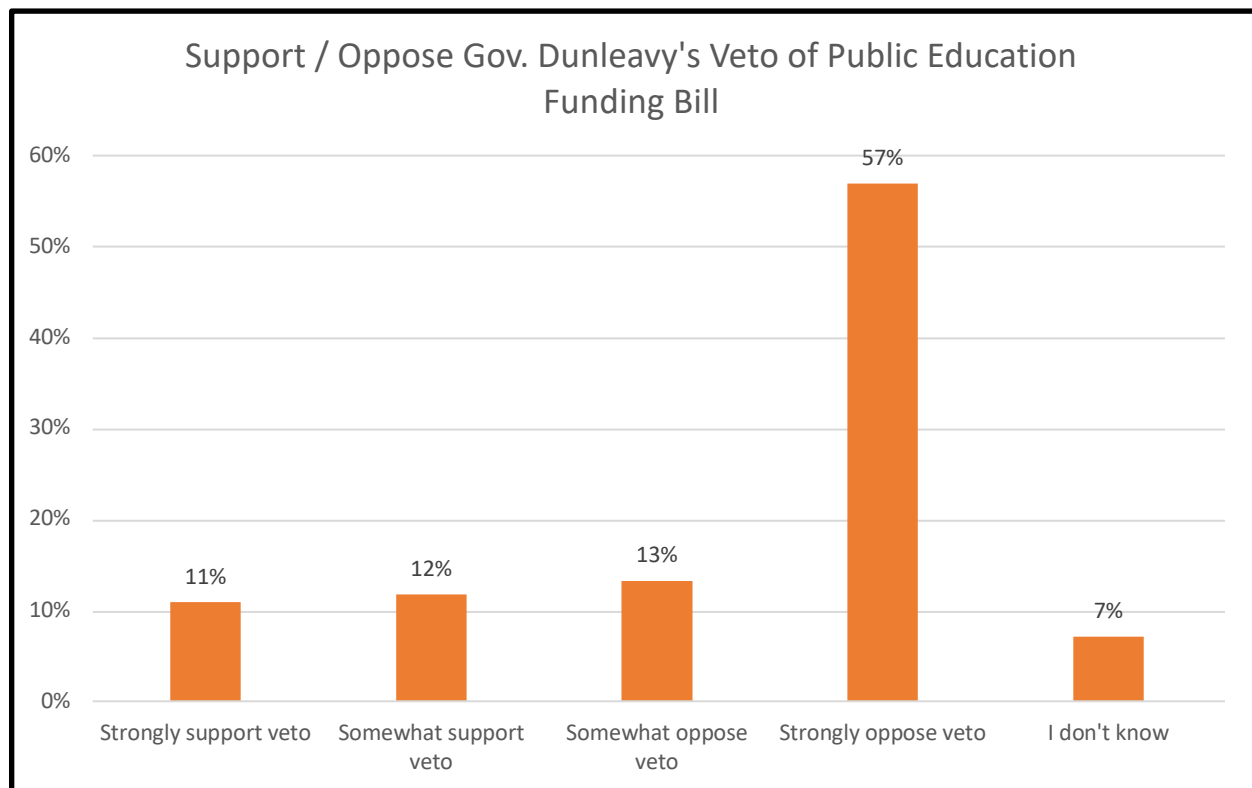
Alaska Education Funding Bill Veto Polling

n=604, m.o.e +/-4% statewide registered voters 3/15/24

POLLING RESULTS

Q1. This week, Governor Dunleavy vetoed a bipartisan bill that provided an increase in public education funding for schools statewide. Do you support or oppose Governor Dunleavy’s veto of public education funding?

| | Count | Percent |
|---------------------------------------|------------|-------------|
| Strongly support veto | 66 | 11% |
| Somewhat support veto | 71 | 12% |
| Somewhat oppose veto | 80 | 13% |
| Strongly oppose veto | 344 | 57% |
| I don't know | 43 | 7% |
| Total | 604 | 100% |
| Combined strong/somewhat support veto | 137 | 23% |
| Combined strong/somewhat oppose veto | 424 | 70% |

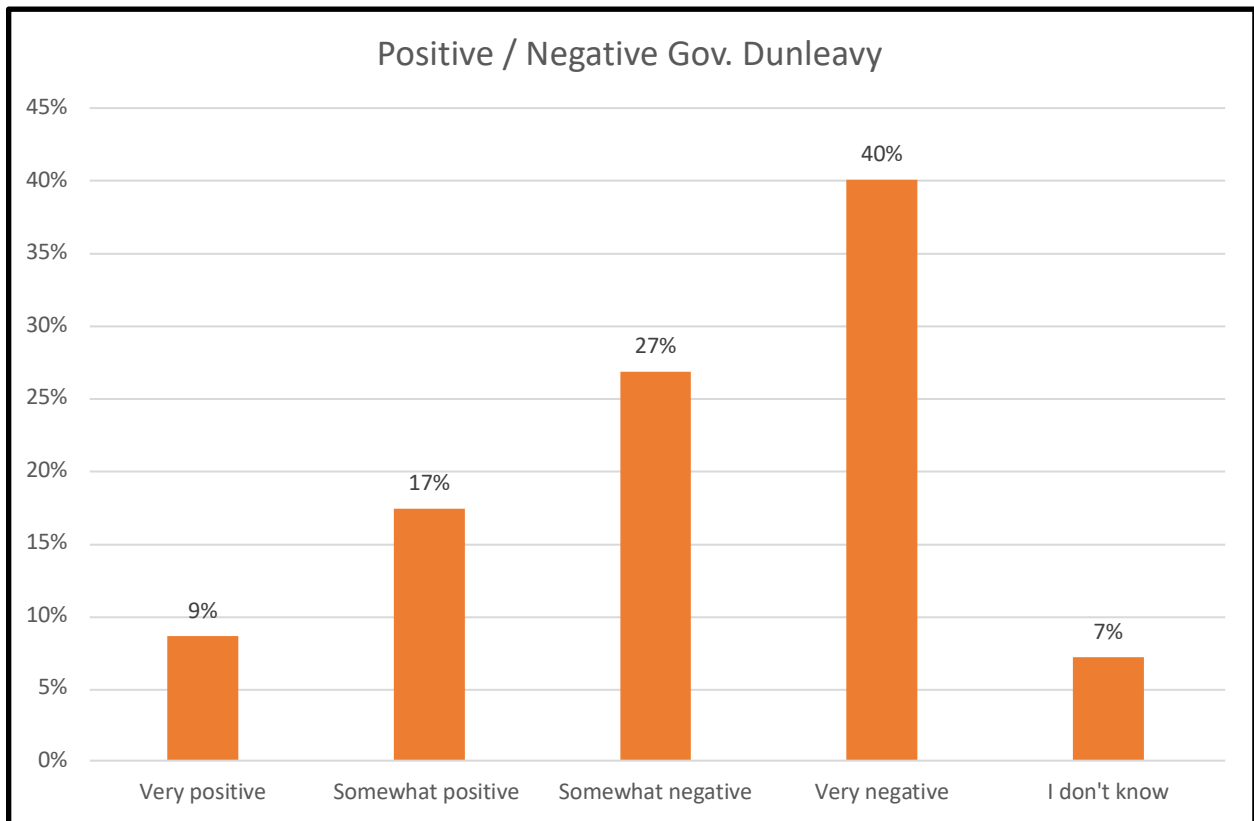


Alaska Education Funding Bill Veto Polling

n=604, m.o.e +/-4% statewide registered voters 3/15/24

Q2. Do you have a positive or negative opinion of Governor Mike Dunleavy?

| | Count | Percent |
|---------------------------------|------------|-------------|
| Very positive | 52 | 9% |
| Somewhat positive | 105 | 17% |
| Somewhat negative | 162 | 27% |
| Very negative | 242 | 40% |
| I don't know | 43 | 7% |
| Total | 604 | 100% |
| Combined very/somewhat positive | 157 | 26% |
| Combined very/somewhat negative | 404 | 67% |

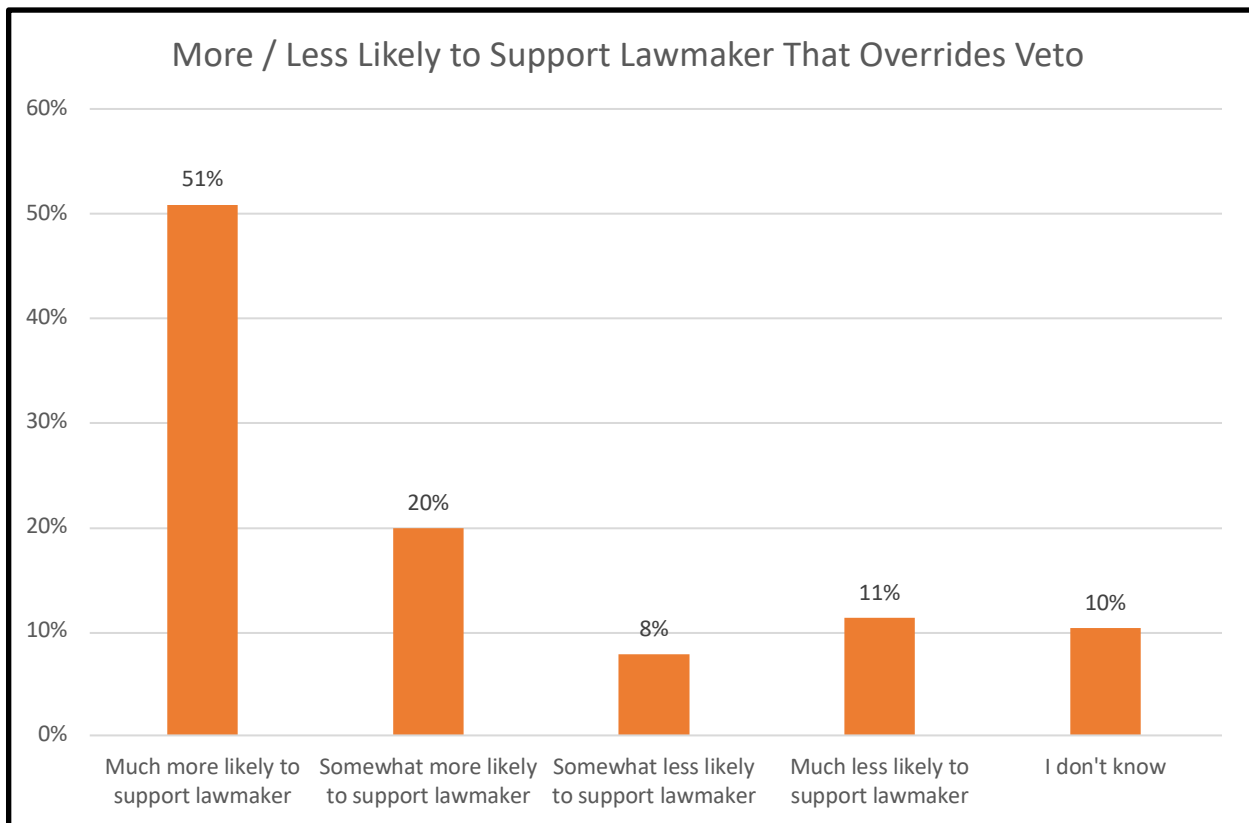


Alaska Education Funding Bill Veto Polling

n=604, m.o.e +/-4% statewide registered voters 3/15/24

Q3. Alaska Legislators have a chance at the beginning of the week to override this veto and restore the public education bill and its funding. Are you more or less likely to support your Legislator if they override Dunleavy’s veto?

| | Count | Percent |
|--|------------|-------------|
| Much more likely to support lawmaker | 307 | 51% |
| Somewhat more likely to support lawmaker | 120 | 20% |
| Somewhat less likely to support lawmaker | 47 | 8% |
| Much less likely to support lawmaker | 68 | 11% |
| I don't know | 62 | 10% |
| Total | 604 | 100% |
| Combined likely to support lawmaker | 427 | 71% |
| Combined less likely to support lawmaker | 115 | 19% |



Alaska Education Funding Bill Veto Polling

n=604, m.o.e +/-4% statewide registered voters 3/15/24

CROSS TABS BY REGISTERED POLITICAL PARTY

Q1. Do you support or oppose Governor Dunleavy's veto of public education funding?

| Q1. Registered Ds | |
|-------------------|-----|
| Strongly support | 4% |
| Somewhat support | 2% |
| Somewhat oppose | 5% |
| Strongly oppose | 86% |
| I don't know | 2% |

| Q1. Registered Rs | |
|-------------------|-----|
| Strongly support | 22% |
| Somewhat support | 31% |
| Somewhat oppose | 11% |
| Strongly oppose | 30% |
| I don't know | 4% |

| Q1. Registered U/N/Is | |
|-----------------------|-----|
| Strongly support | 8% |
| Somewhat support | 11% |
| Somewhat oppose | 16% |
| Strongly oppose | 56% |
| I don't know | 9% |

Q2. Do you have a positive or negative opinion of Governor Mike Dunleavy?

| Q2. Registered Ds | |
|-------------------|-----|
| Very positive | 1% |
| Somewhat positive | 5% |
| Somewhat negative | 21% |
| Very negative | 71% |
| I don't know | 2% |

| Q2. Registered Rs | |
|-------------------|-----|
| Very positive | 27% |
| Somewhat positive | 40% |
| Somewhat negative | 16% |
| Very negative | 15% |
| I don't know | 2% |

| Q2. Registered U/N/Is | |
|-----------------------|-----|
| Very positive | 5% |
| Somewhat positive | 15% |
| Somewhat negative | 33% |
| Very negative | 37% |
| I don't know | 10% |

Q3. Are you more or less likely to support your Legislator if they override Dunleavy's veto?

| Q3. Registered Ds | |
|----------------------|-----|
| Much more likely | 80% |
| Somewhat more likely | 13% |
| Somewhat less likely | 1% |
| Much less likely | 1% |
| I don't know | 5% |

| Q3. Registered Rs | |
|----------------------|-----|
| Much more likely | 22% |
| Somewhat more likely | 16% |
| Somewhat less likely | 19% |
| Much less likely | 34% |
| I don't know | 9% |

| Q3. Registered U/N/Is | |
|-----------------------|-----|
| Much more likely | 50% |
| Somewhat more likely | 23% |
| Somewhat less likely | 8% |
| Much less likely | 7% |
| I don't know | 12% |

--end of survey--

Alaska Education Funding Bill Veto Polling

n=604, m.o.e +/-4% statewide registered voters 3/15/24